

Brown Level



MASTERING

MATH



**Editorial Project Manager:**

Rabbi Levi Friedman

**Content Manager:**

Adina Rosen

**Program Authors:**

Melissa Despina Fragiadaki

Norit Binat

Malky Kahn

Ettel Royde

Yael Edelstein

Chana Smith

**Editor:**

Miriam Shulamis Eisemann

**Creative Director:**

Glenna Daniel

**Graphic Designer:**

Miranda Brown

©2025 by Achievements Educational Services. All rights reserved. No part of this book may be reproduced or utilized in any form or by electronic or mechanical means, including photocopying, without permission in writing from the publisher.

Printed in the USA in August 2025.

ISBN: 978-1-963536-16-4



1072 Madison Ave.  
Lakewood, NJ 08701

[www.achievementsES.com](http://www.achievementsES.com)  
[info@achievementsES.com](mailto:info@achievementsES.com)  
800-742-1803

## UNIT 1: NUMBERS AND COUNTING

### CHAPTER 1: Place Value..... 7

1. Tens and Ones Place
2. Hundreds Place
3. Expanded Form
4. Build a Number
5. Show Numbers Different Ways
6. Flexible Regrouping

### CHAPTER 2: Numbers to 1,000 ..... 43

1. Numbers 0-100
2. Numbers 100-500
3. Numbers 500-1,000

### CHAPTER 3: Counting to 1,000.....

1. Even and Odd Numbers
2. Counting by Tens to 1,000
3. Counting by Fives to 1,000
4. Counting by Hundreds to 1,000
5. Ten More, Ten Less
6. 100 More, 100 Less

### CHAPTER 4: Comparing Numbers s.....

1. Comparing Symbols  $<$ ,  $>$ ,  $=$
2. Compare by Modeling
3. Compare With Place Value
4. Comparing and Ordering

## UNIT 2: ADDING AND SUBTRACTING WITHIN 20

### CHAPTER 5: Adding and Subtracting.....

1. Addition Equations
2. Subtraction Equations
3. Adding with Properties
4. Two-Step Equations
5. Finding the Missing Numbers

### CHAPTER 6: More Addition .....

1. Arrays
2. Repeated Addition
3. Solving Equations
4. Solving Word Problems

## UNIT 3: SHAPES

### CHAPTER 7: 2D Shapes .....

1. Shape Attributes
2. Circles
3. Triangles, Pentagons, Hexagons
4. Squares and Rectangles
5. Other Four-Sided Shapes

### CHAPTER 8: 3D Shapes .....

1. Shape Attributes
2. Cubes and Rectangular Prisms
3. Spheres and Cylinders
4. Pyramids and Cones

### CHAPTER 9: Dividing Shapes .....

1. Equal Parts
2. Halves
3. Thirds
4. Quarters

## UNIT 4: ADDING AND SUBTRACTING TWO-DIGIT NUMBERS

### CHAPTER 10: Adding and Subtracting With Place Value .....

1. Adding and Subtracting in Expanded Form
2. Creating Equivalent Sums
3. Adding and Subtracting on a Hundred Chart
4. Adding and Subtracting With Place Value Models

### CHAPTER 11: Vertical Addition .....

1. Setting up Vertical Addition
2. Regrouping
3. Regrouping With Place Value

## CHAPTER 12: Vertical Subtraction .....

1. *Setting Up Vertical Subtraction*
2. *Borrowing*
3. *Borrowing With Place Value*
4. *Solving Equations*
5. *Solving Word Problems*

## UNIT 5: ADDING AND SUBTRACTING MORE NUMBERS

### CHAPTER 13: Two Digit Addition and Subtraction .....

1. *Adding Three or Four Two-Digit Numbers*
2. *Adding Three or Four Two-Digit Numbers With Vertical Addition*
3. *Subtracting Three or Four Two-Digit Numbers*
4. *Subtracting Three or Four Two-Digit Numbers With Vertical Subtraction*
5. *Multistep Word Problems*

### CHAPTER 14: Solving For the Unknown .....

1. *Finding the Missing Number*
2. *Relating Addition and Subtraction*
3. *Using a Hundred Chart to Find a Missing Number*
4. *Using Place Value to Find a Missing Number*
5. *Multistep Word Problems*

### CHAPTER 15: Three-Digit Addition and Subtraction .....

1. *Adding and Subtracting in Expanded Form*
2. *Adding and Subtracting Using a Place Value Model*
3. *Three Digit Vertical Addition*
4. *Three Digit Vertical Subtraction*
5. *Multistep Word Problems*

## UNIT 6: TIME AND MONEY

### CHAPTER 16: Time .....

1. *AM and PM, Hours and Minutes*
2. *Reading a Digital Clock*
3. *Hours and Half Hours*
4. *Five Minutes*

### CHAPTER 17: Money .....

1. *Dollars*
2. *Pennies and Nickels*
3. *Dimes and Quarters*
4. *Show Value Different Ways*
5. *Solving Word Problems*

## UNIT 7: MEASUREMENT AND DATA

### CHAPTER 18: Measurement .....

1. *Standard and Non-Standard*
2. *Inches*
3. *Feet*
4. *Centimeters*
5. *Meters*
6. *Estimate*
7. *Add and Subtract Lengths*
8. *Solving Word Problems*
9. *Line Plots*

### CHAPTER 19: Data .....

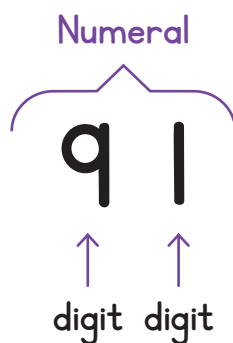
10. *Reading Pictographs*
11. *Making Pictographs*
12. *Adding, Subtracting, and Comparing Using Pictographs*
13. *Reading Bar Graphs*
14. *Making Bar Graphs*
15. *Adding, Subtracting, and Comparing Bar Graph Data*

 Math in a Nutshell

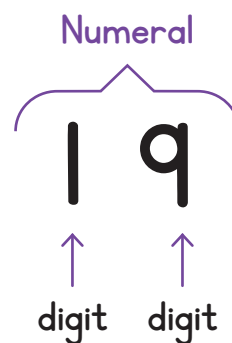
I have a sweet-smelling jasmine plant and a fragrant rose growing in my garden.



The jasmine plant has a stem that is 91 inches long.



The rose has a stem that is 19 inches long.



The numbers 19 and 91 both have the digits 1 and 9 in them, but the numbers have a different value because the digits are in a different place in the number.



This is the ones place. It is where the numbers with values less than ten go.

1 9 ← ones

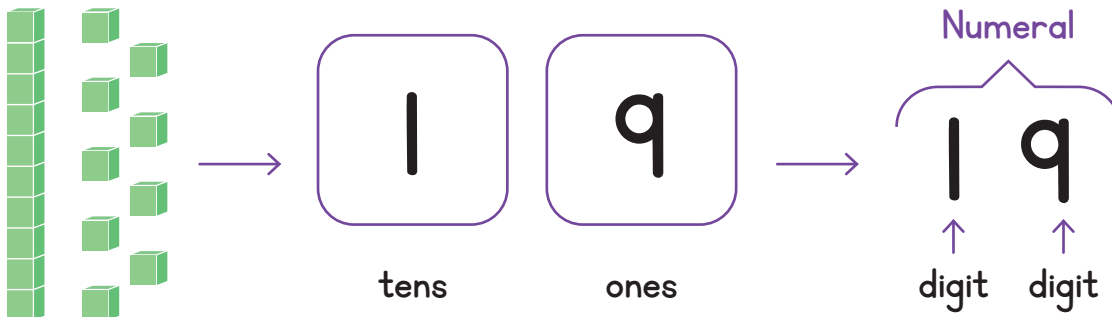
9 1 ← ones

This is the tens place. It shows how many groups of ten there are.

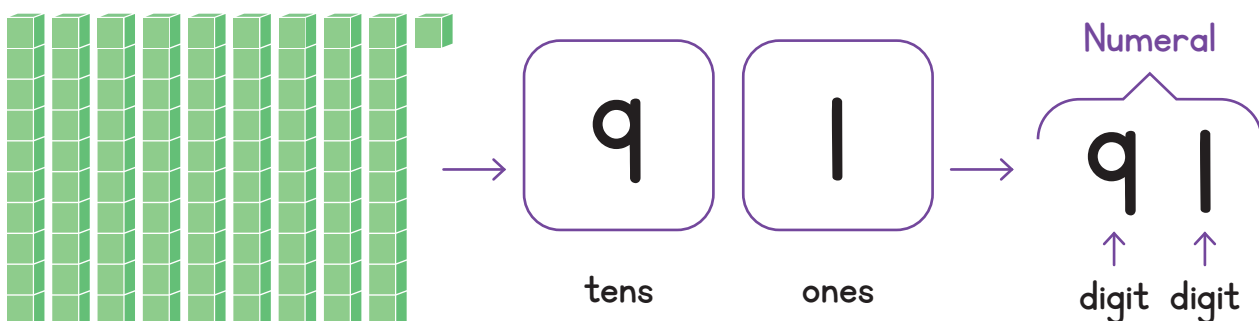
tens → 1 9

tens → 9 1

The number 19 has a one in the tens place and a nine in the ones place. It is made up of one group of ten and nine ones.






The number 91 has a nine in the tens place and a one in the ones place. It is made up of nine groups of ten and one one.





## Let's Try It Together

Tens	Ones	What is the number?
<p>8</p> 	<p>9</p> 	<p>89</p> 



## Check Your Skills

- 1 A plant is a living thing that grows in the earth. The parts of the plant include a stem, leaves, and roots. Roots feed the plant by bringing in water and other things that help plants grow. Roots help the plant stand up.

Draw your favorite vegetable.



Some roots are food, like carrots.



Roots can send messages to other plants about bugs, danger, water, or disease.

2

I planted some fruits and vegetables in my garden. We can use place value to help figure out how long the roots of the fruits and vegetables in my garden are.

Circle the ones place.



This root is  
**36**  
inches long.


Circle the tens place.



This root is  
**54**  
inches long.



This root is  
**30**  
inches long.



This root is  
**60**  
inches long.






3 Write how many tens and ones.

72 has \_\_\_\_ tens and \_\_\_\_ ones. 24 has \_\_\_\_ tens and \_\_\_\_ ones.

60 has \_\_\_\_ tens and \_\_\_\_ ones.

4 Draw a place value model to show each number. The first one is done for you.

Tens	Ones	What is the number?
<p>3</p> 	<p>6</p> 	<p>36</p> 
		15
		89



## Real-World Math

- 5 Which number is the same as one ten and four ones?  
Circle the root that is the same length as this number.



16

inches



41

inches



14

inches



44

inches

- 6 I counted 46 tomatoes growing in my garden. How many tens and ones are in the number 46?

\_\_\_ tens, \_\_\_ ones

- 5 I planted five rows of peppers. I put ten seeds in each row. Count by tens. How many seeds did I plant in all? Draw a picture to help you count.

\_\_\_\_\_ seeds

 Bonus:

I'm thinking of a number that is greater than 43 but less than 48.

What could the number be? \_\_\_\_\_

A mystery number has two more tens than 34.

What is the mystery number? \_\_\_\_\_



## Think Smarter

6

Draw your favorite vegetables in this garden. Write how many of each plant you want. Then, draw one of the numbers as a place value model.

MY GARDEN

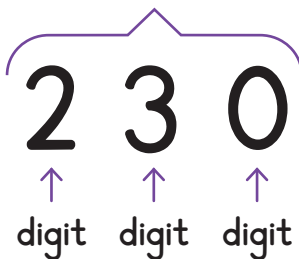
 Math in a Nutshell

Honeybees collect a sweet liquid called nectar from flowers and carry pollen from flower to flower. This is an important job that helps plants grow. The buzzing sound comes from honeybees flapping their wings.

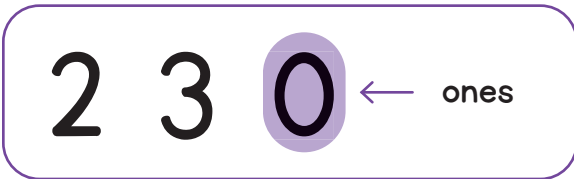


They can flap their wings up to 230 times per second!

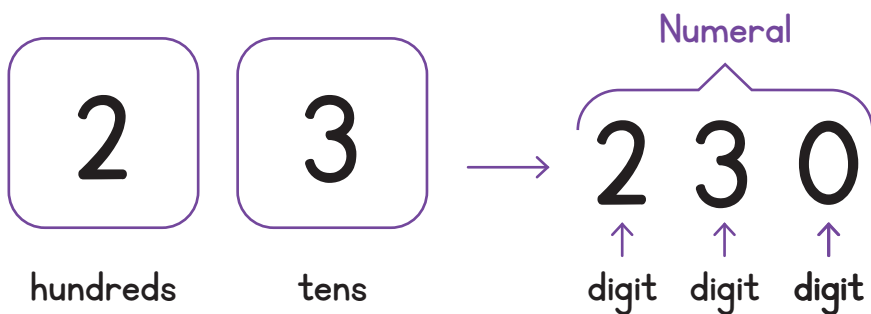
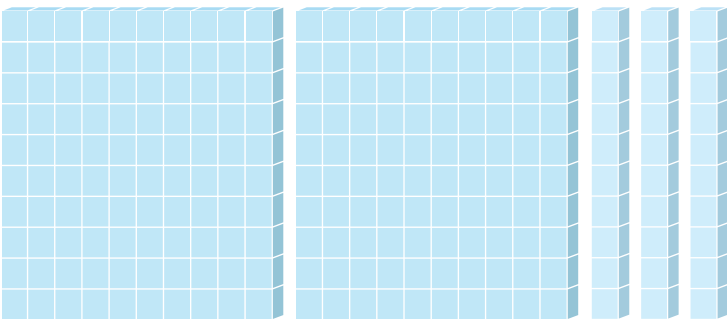
Numeral



This is the ones place. It is where the numbers with values less than ten go.





230 has a two in the hundreds place and a three in the tens place. It is made up of two groups of 100 and three groups of tens.



Even though there are zero ones in the number 100, the zero in the ones place does an important job showing us the correct place value of the numeral, so we don't confuse 230 with 23.



## Let's Try It Together

Hundreds	Tens	Ones	What is the number?
5 	0	0	500 



## Check Your Skills

I

Bees aren't the only insects that pollinate plants and help them grow. Another common and beautiful type of pollinator is butterflies. There are many different types of butterflies.

Draw your favorite butterfly.

Match each butterfly to the model that shows the number of millimeters long it is.



Monarch butterfly

101 mm




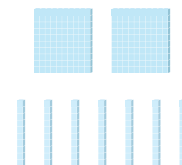
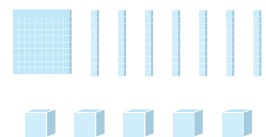
Giant swallowtail

175 mm



Queen Alexandra's birdwing

270 mm





2




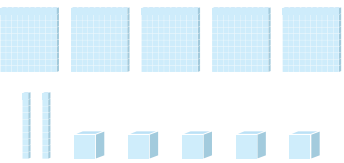
Circle the tens place in **376**.**890** has \_\_\_ hundreds,  
\_\_\_ tens, and \_\_\_ ones.Circle the hundreds place in **249**.**707** has \_\_\_ hundreds,  
\_\_\_ tens, and \_\_\_ ones.Circle the ones place in **555**.**691** has \_\_\_ hundreds,  
\_\_\_ tens, and \_\_\_ ones.

What is the value of 1 in 196? \_\_\_\_\_

**153** has \_\_\_ hundreds,  
\_\_\_ tens, and \_\_\_ ones.Circle the hundreds place in **682**.**905** has \_\_\_ hundreds,  
\_\_\_ tens, and \_\_\_ ones.

3

Draw a place value model to show each number. The first one is done for you.

Hundreds	Tens	Ones	What is the number?
5 	2 	5 	525 
			200
			202



## Real-World Math

5



The tallest tree in the world is 380 feet tall.

380 has \_\_\_\_ hundreds, \_\_\_\_ tens, and \_\_\_\_ ones.

Write 380 in words: \_\_\_\_\_



## Review &amp; Remember

Skip count by tens to fill in the missing numbers. Then, circle the digit in the tens place in each number that you filled in.

71	72	73	74	75	76	77	78	79	
----	----	----	----	----	----	----	----	----	--

81	82	83	84	85	86	87	88	89	
----	----	----	----	----	----	----	----	----	--

91	92	93	94	95	96	97	98	99	
----	----	----	----	----	----	----	----	----	--

101	102	103	104	105	106	107	108	109	
-----	-----	-----	-----	-----	-----	-----	-----	-----	--

111	112	113	114	115	116	117	118	119	
-----	-----	-----	-----	-----	-----	-----	-----	-----	--



## Think Smarter

6



It takes 12 bees working all their lives to fill one teaspoon of honey.

How many bees would you need to fill a whole bottle of honey?

What do you think? Explain your answer. Draw a picture.

EXPLAIN ANSWER / DRAW PICTURE

---

---

---

Write a number more than 100: \_\_\_\_\_

Write a number more than 500: \_\_\_\_\_